

CALIFORNIA

2023 State of the Workforce Report

Contact Information: Erin Hickey, Deputy Secretary, Communications, erin.hickey@labor.ca.gov
Online Resources: edd.ca.gov

STATE WORKFORCE INNOVATIONS



INTERAGENCY HEALTHCARE WORKFORCE INITIATIVE

"Workforce for a Healthy California" is the state's broad strategy and interagency effort to grow and strengthen California's health workforce. This initiative includes recent investments of more than \$1 billion to expand the health workforce across behavioral health, home care, and acute and primary care.



CUSTOMER EXPERIENCE (CX) DIVISION

The Employment Development Department has established an innovative team of Customer Experience and User Experience professionals, which is conducting extensive customer research (including a Voice of the Customer program) and user testing to improve the department's projects and initiatives and deliver a more strategic approach to identifying, collecting, and analyzing customer feedback. https://edd.ca.gov/en/about_edd/ednext/



WORK SHARING OUTREACH CAMPAIGN

California has modernized its Work Sharing application and certification process, revised its website and educational material, and initiated an outreach campaign (featuring webinars, a dedicated helpline, and targeted emails), which generated a 32-percent increase in applications and 20-percent boost in employer awareness about the program. https://edd.ca.gov/en/unemployment/work_sharing_program

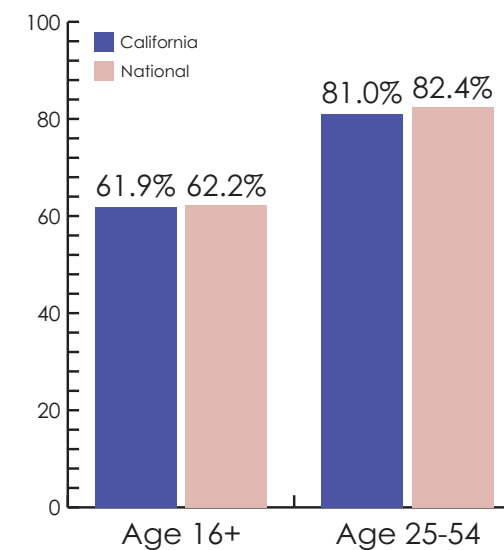
LABOR MARKET INFORMATION

LABOR FORCE DATA (Age 16 & older)

Year-over-Year Change in Job Growth (APR 2022-2023)	2.2% California	2.1% National
Annual Average Unemployment Rate	4.2% California	3.6% National
Annual Average Labor Force	19,252,000	
Percent Change Of Jobs In The State Relative To A Pre-COVID Baseline (FEB 2020 vs APR 2023)	2.4% California	2.4% National
Year-over Total Quarterly Wage Growth (2021 Q4 vs 2022 Q4)	-4.2% California	0.6% National

Source: USDOL - BLS

ANNUAL LABOR FORCE PARTICIPATION RATE



Source: USDOL - BLS

WORKFORCE INFORMATION

CALIFORNIA LABOR & WORKFORCE DEVELOPMENT AGENCY

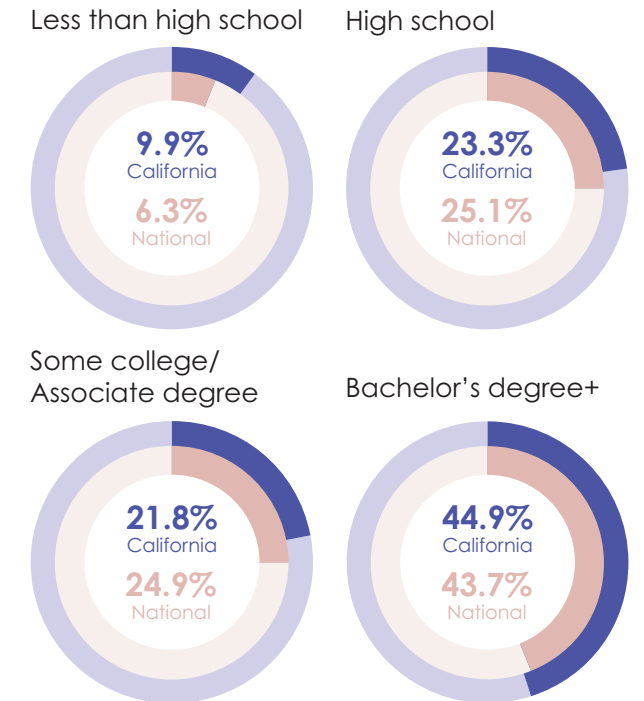
Programs within Agency

- Apprenticeship and Pre-Apprenticeship Funds
- Fidelity Bonding Program
- Foreign Labor Certification Program
- Incumbent Worker Training Fund
- Labor Market Information
- National Dislocated Worker Grants
- Rapid Response and Layoff Aversion Services
- Trade Adjustment Assistance
- UI
- VETS
- WP
- Work Opportunity Tax Credit
- Worker Adjustment and Retraining Notification Act
- WIOA – A, DW, & Y

WIOA Core Programs: Administering Agencies

- California Employment Development Department – WIOA (A, DW, Y) and WP programs
- California Department of Education – AE programs
- California Department of Rehabilitation – VR programs

EDUCATION LEVELS (Age 25 & older)



Source: CPS 2022 ANNUAL AVERAGES

NUMBER OF WORKFORCE DEVELOPMENT REGIONS


45

AMERICAN JOB CENTERS

86 Comprehensive Centers
79 Affiliate Centers

KEY INDUSTRIES

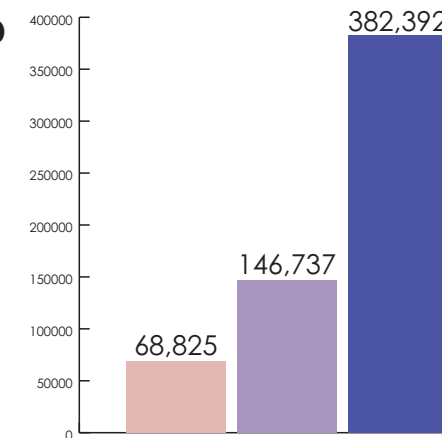
(Top 3 industries for average annual job growth at the super sector level)



Source: APR 2022 - APR 2023, NOT SEASONALLY ADJUSTED

PARTICIPANTS SERVED BY CALIFORNIA'S WORKFORCE SERVICES

- WIOA (A, DW, Y, NDWG)
- WP
- WP Self-Served (using online services)



UNEMPLOYMENT DATA

Duration Rate (Q4 CY22)
 The average number of weeks people receive unemployment insurance.

16.3 weeks California
14.2 weeks National

Exhaustion Rate
 The percentage of individuals receiving unemployment benefits who use all the eligible weeks without finding new employment.

Source: ETA USDOL (2022)

