

# DELAWARE

## 2023 State of the Workforce Report

**Contact Information:** Alejandro Bodipo-Memba, Communications Consultant, [alejandro.bodipo-memba@delaware.gov](mailto:alejandro.bodipo-memba@delaware.gov)  
**Online Resources:** [dol.delaware.gov](http://dol.delaware.gov)

### STATE WORKFORCE INNOVATIONS



#### APEX

Our program is dedicated to opening opportunities to individuals with criminal histories by helping them through the pardon or expungement process. If you are eligible, we can provide one-on-one assistance through each step of the process to help you apply. [labor.delaware.gov/apex/#:~:text=Our%20program%20is%20dedicated%20to,process%20to%20help%20you%20apply](https://labor.delaware.gov/apex/#:~:text=Our%20program%20is%20dedicated%20to,process%20to%20help%20you%20apply)



#### MEET PEOPLE WHERE THEY ARE INITIATIVE

This initiative works to meet clients in the community in conjunction with current and new partners with an objective of providing information regarding DOL and E&T services while also increasing the foot traffic at the AJCs by advertising via word of mouth and community involvement.



#### TRAIN (TODAY'S REINVESTMENT AROUND INDUSTRY NEEDS)

This program works to ensure Delaware business' have the workforce they need, advance the skills of Delaware workers, grow the state economy, and increase sustainable employment for working families. This is done through two parts where a workforce training plan is developed and then implemented.

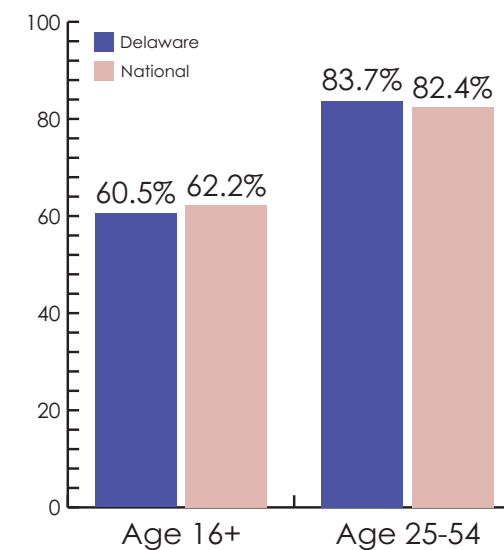
### LABOR MARKET INFORMATION

#### LABOR FORCE DATA (Age 16 & older)

Year-over-Year Change in Job Growth (APR 2022-2023)	<b>2.1%</b> Delaware	<b>2.1%</b> National
Annual Average Unemployment Rate	<b>4.5%</b> Delaware	<b>3.6%</b> National
Annual Average Labor Force	<b>497,000</b>	
Percent Change Of Jobs In The State Relative To A Pre-COVID Baseline (FEB 2020 vs APR 2023)	<b>2.8%</b> Delaware	<b>2.4%</b> National
Year-over-Year Change in Total Wages (QCEW Q4 2021 - Q4 2022)	<b>5.6%</b> Delaware	<b>0.6%</b> National

Source: USDOL - BLS

#### ANNUAL LABOR FORCE PARTICIPATION RATE



Source: USDOL - BLS

### WORKFORCE INFORMATION

#### DELAWARE DEPARTMENT OF LABOR

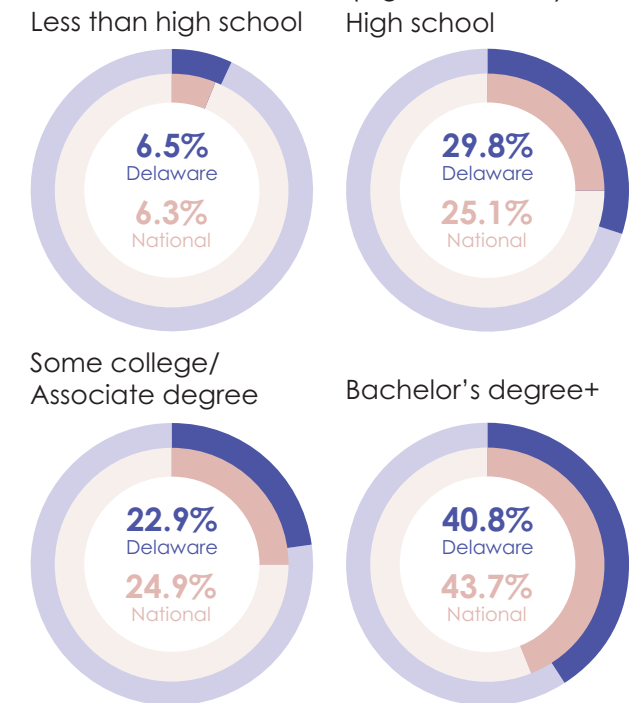
##### Programs within Agency

- Division of Employment and Training** - WP, WIOA (A, DW, Y), Blue Collar, Elevate DE, Registered Apprenticeship, Trade Adjustment Assistance, VETS
- Division of Industrial Affairs** - Workers Compensation, Wage & Hour, Anti-Discrimination, Safety and Health, Human Trafficking prevention
- Division of Paid Family Leave** - Paid Family Leave
- Division of Unemployment Insurance** - UI
- Division of Vocational Rehabilitation** - Office for the Deaf & Hard of Hearing, VR
- Occupational & Labor Market Information** - Labor Market Information

##### WIOA Core Programs: Administering Agencies

- Delaware Department of Labor - WIOA (A, DW, Y), WP and VR programs
- Delaware Department of Education - AE and Family Literacy programs

#### EDUCATION LEVELS (Age 25 & older)



Source: CPS 2022 ANNUAL AVERAGES

#### NUMBER OF WORKFORCE DEVELOPMENT REGIONS


1

#### AMERICAN JOB CENTERS

- 4 Comprehensive Centers
- Affiliate Centers

#### KEY INDUSTRIES

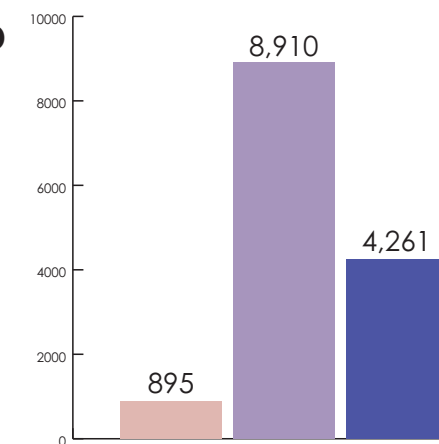
(Top 3 industries for average annual job growth at the super sector level)



Source: APR 2022 - APR 2023, NOT SEASONALLY ADJUSTED

#### PARTICIPANTS SERVED BY DELAWARE'S WORKFORCE SERVICES IN E&T

- WIOA (A, DW, Y)
- WP
- Other Services



#### UNEMPLOYMENT DATA

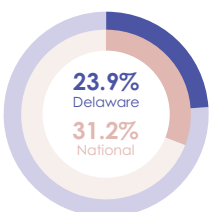
##### Duration Rate (Q4 CY22)

The average number of weeks people receive unemployment insurance.

**15.3 weeks** Delaware  
**14.2 weeks** National

##### Exhaustion Rate

The percentage of individuals receiving unemployment benefits who use all the eligible weeks without finding new employment.



Source: ETA USDOL (2022)