

MISSISSIPPI

2023 State of the Workforce Report

Contact Information: Tom Whiteside, twhiteside@mdes.ms.gov
Online Resources: mdes.ms.gov

STATE WORKFORCE INNOVATIONS



MS WORKS MOBILE APPLICATION FUNCTIONALITY IMPROVEMENTS

Added employer functionality to provide parity with the MS Works web application; Job search location mapping using Google Maps; and Voice command features improving accessibility for users. wings.mdes.ms.gov/wings/welcome.jsp



REEMPLOYMS ENHANCEMENTS

The Mississippi Unemployment Insurance system is enhanced with new features and technologies such as a chatbot, robotics process automation, data analytics, fraud prevention techniques, and an improved user experience. reemployms.mdes.ms.gov/



MISSISSIPPI APPRENTICESHIP PROGRAM

The Mississippi Apprenticeship Program works with community college and industry partners across the state to strengthen the workforce. There were 3,953 total apprentices in Mississippi, a 31% increase over last State Fiscal Year 2022. msapprenticeship.works/

LABOR MARKET INFORMATION

LABOR FORCE DATA (Age 16 & older)

Year-over-Year Change in Job Growth (APR 2022-2023)
1.4% Mississippi
2.1% National

Annual Average Unemployment Rate
3.9% Mississippi
3.6% National

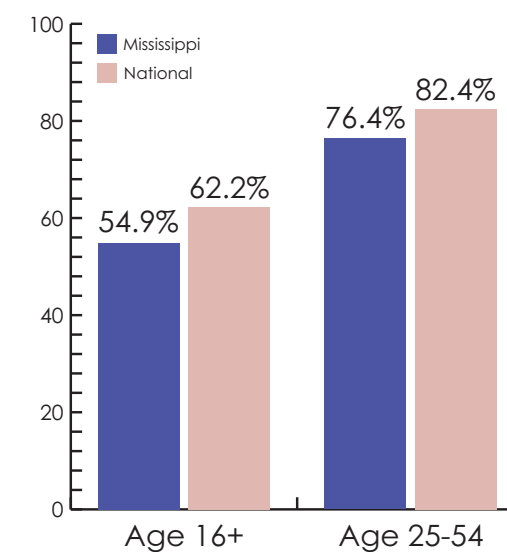
Annual Average Labor Force
1,251,000

Percent Change Of Jobs In The State Relative To A Pre-COVID Baseline (FEB 2020 vs APR 2023)
1.7% Mississippi
2.4% National

Year-over-Year Change in Total Wages (QCEW Q4 2021 - Q4 2022)
1.6% Mississippi
0.6% National

Source: USDOL - BLS

ANNUAL LABOR FORCE PARTICIPATION RATE



Source: USDOL - BLS

WORKFORCE INFORMATION

MISSISSIPPI DEPARTMENT OF EMPLOYMENT SECURITY

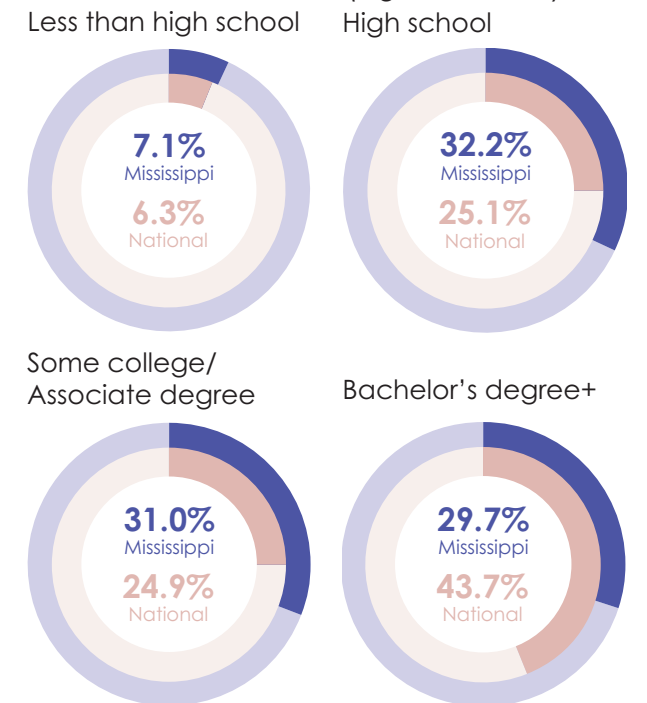
Programs within Agency

- ApprenticeshipUSA grants
- Fidelity Bonding Program
- Labor Market Information
- RESEA
- SCSEP
- Trade Adjustment Assistance
- UI
- VETS
- WP
- Work Opportunity Tax Credit
- WIOA – A, DW, & Y

WIOA Core Programs: Administering Agencies

- Mississippi Department of Employment Security - WIOA (A, DW, Y) and WP programs
- Mississippi Community College Board - AE programs
- Mississippi Department of Human Services - TANF and SNAP
- Mississippi Department of Rehabilitation Services - VR programs

EDUCATION LEVELS (Age 25 & older)



Source: CPS 2022 ANNUAL AVERAGES

NUMBER OF WORKFORCE DEVELOPMENT REGIONS

4

AMERICAN JOB CENTERS

4 Comprehensive Centers
 39 Affiliate Centers

KEY INDUSTRIES

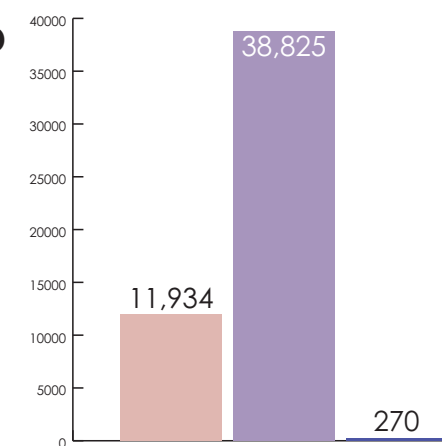
(Top 3 industries for average annual job growth at the super sector level)



Source: APR 2022 - APR 2023, NOT SEASONALLY ADJUSTED

PARTICIPANTS SERVED BY MISSISSIPPI'S WORKFORCE SERVICES

- WIOA (A, DW, Y)
- WP
- JVSG

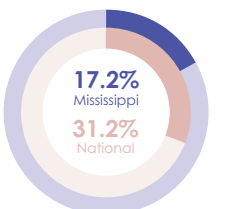


UNEMPLOYMENT DATA

Duration Rate (Q4 CY22)
 The average number of weeks people receive unemployment insurance.

10.4 weeks Mississippi
14.2 weeks National

Exhaustion Rate
 The percentage of individuals receiving unemployment benefits who use all the eligible weeks without finding new employment.



Source: ETA USDOL (2022)